



## 2026 US National Dressage Classic Qualifying Show

# Fresh Starts & Flying Changes



Central New York  
Dressage and Combine Training  
Association Online Show  
**Includes Dressage,  
Eventing, and Western  
Dressage**

**WDAA World Show  
Qualifier**

**US National Dressage  
Classic Online Semi-  
Finals Qualifier**



## Dressage & Western Dressage Online Show

Entries Open Dates: February 6 – March 1, 2026

Video Submission: through March 22

Results by: April 2

Enter at: [SpotlightHorseShows.com](https://www.spotlighthorseshows.com)



ONLINE COMPETITION SERIES

DRESSAGE • EVENTING DRESSAGE

- WDAA Recognition #applied for
- 2026 USNDC Regional Qualifier
- Eligible for WNYDA Year-end Awards

## **Our Judges\***

**Western Dressage:** Joanne Coy - R  
**Dressage and Eventing:** Dorothy Demis - S

\*Additional judges may be added or changed as needed

### **Show Secretary – Gail Matheus**

For show specific questions, contact Gail at [Gail@SpotlightHorseShows.com](mailto:Gail@SpotlightHorseShows.com)

### **Quick Links**

**Click on the Topic to Jump to that Page**

### **Western New York Dressage Association (WNYDA)**

WNYDA members with current memberships are eligible for WNYDA's end of year awards. Visit the WNYDA website at [WNYDA.org](http://WNYDA.org) to learn more about their programs and membership information.

### **Arena Sizes**

[Ridden Dressage Arenas](#)

[Sport Horse In-Hand](#)

### **Awards**

[Show Awards](#)

[American Paint Horse – PAC Program](#)

[The Jockey Club Thoroughbred Incentive Award for Online Shows](#)

[Friesian Horse Association of North America – Performance and Predicate Program](#)

[US National Dressage Classic](#)

### **Learn About Pivo**

[Pivo Products](#)

[Pivo Filming Tips](#)

### **Enter A Show**

[How To Enter on the Website](#)

[Fees & Refund Policy](#)

[Video Signs & Video Upload](#)

[Rider Status](#)

[Video Approval & Test Sheets](#)

### **Class Lists by Division**

[Dressage](#)

[Eventing Dressage](#)

[Western Dressage](#)

### **Competition & Video Rules**

[Dressage Rules](#)

[Western Dressage Rules](#)

### **Donations & Sponsorships**

[Community Outreach Programs](#)



# Awards & Eligibility

Ribbons through 6<sup>th</sup> place will be awarded.

Ties will not be broken. You do not need to be a WNYDA member to participate in this show.

Scores will count for qualification in the US National Dressage Classic Semi-Finals. See pages 9 & 10 for details.



## Western New York Dressage Association Virtual Series

Learn more about the association and their programs at: [WNYDA.org](http://WNYDA.org)

## US NATIONAL DRESSAGE CLASSIC SEMI-FINALS & NATIONAL FINALS

Riders are eligible to compete in the Semi-Finals for their home state.

See these pages for full details. Actual prizes may vary.

[Regions & Dates](#)

[Qualifying Scores](#)



RECOGNITION – refer to their websites for details.



APHA-PAC



Friesian Horse Assoc. of N.A.



Thoroughbred Incentive Program




 pivo equestrian


Official Training Technology Partner



Record **Virtual**  
Competitions



One App,  
Total Control



Easy **Remote**  
Lessons



Stay **Focused**  
on the Ride

Get **10% OFF** any Pivo Pod

| [pivoequestrian.com](https://pivoequestrian.com) |

USEF Members Use Code '**USEF10**'

WDAA Members Use Code '**WDAAPIVO**'

# How To Enter

## Step 1: Set-Up Or Confirm Your Account Information

a) Go to [www.spotlighthorsheshows.com](http://www.spotlighthorsheshows.com).

- If you previously entered a Spotlight Horse Show, please reset your password. Review your account data.
- If you are new to Spotlight Horse Shows, create a new account. You will be asked for your horse, rider, and owner information. That information will now be stored in your profile for easy entry. Your Horse Shows, Videos Signs, and Video Link Status will all be found here on your profile page.

### Login

☐ Remember me

LOGIN

[Forgot your password?](#)


[Register as a new user](#)

### Register

Create a new account.


REGISTER

- a) You are now ready to enter a show. The home screen will display currently active shows as well as the division(s) included. Click on a show to enter. You can late enter a show that is already closed, if it is not past the video submission date. A \$25 late fee will automatically be added to your entry. You can also plan ahead by clicking the View Full Calendar Button. Please review the prize list for each show you are entering.

 Spotlight Horse Shows

[Home](#) [Shows](#) [Change Requests](#) [Results](#) [News](#) [Gift Cards](#) [My Profile](#) [Logout](#)

## Open Now - Active Shows



US National Dressage Classic Open

This show is open to all riders. The only classes which are restricted are the regional championship classes. See the prize list for judges and details. Judges will be assigned based on the home region of the rider.

VIEW PRIZE LIST


Divisions: [Dressage](#) [Eventing](#) [Driven Dressage](#) [Western Dressage](#)

Opening: Jul 25, 2025 Closing: Aug 24, 2025

Video Due: Sep 14, 2025 Results By: Sep 26, 2025

Judges: [Teresa Bron - Driven Dressage](#)

ENTER SHOW



Great Lakes Dressage Club Summer Finale Open

FHANA, AWSSR, and APHA-PAC recognized 2026 WDAA World Show Qualifier 2026 US National Dressage Classic Regional Championship Qualifier

VIEW PRIZE LIST

Divisions: [Western Dressage](#) [Driven Dressage](#) [Dressage](#)

Opening: Jul 18, 2025 Closing: Aug 10, 2025

Video Due: Aug 31, 2025 Results By: Sep 11, 2025

Judges: [Eleanor Stine-Masek - R - Western Dressage](#) [Eleanor Stine-Masek - S - Dressage](#) [Hardy Zantke \(S\) - Driven Dressage](#)

ENTER SHOW

b) Once you have determined which show you want to enter, click the "Enter Show" Button.

- d) On the left side of the screen, select the competitor and horse for this entry or add a new one.
- e) Select the division(s) you wish to enter.

**Spotlight Horse Shows**

Home Show Calendar Change Requests Results News Gift Cards My Profile Cart Logout

Select competitor or register new competitor\*  
 Hunt, Amy +

Select horse or register new horse\*  
 Truman +

Select Division(s)  
 Dressage Western Dressage Driven Dressage

Would you like others to see your video at the end of the show?  
 Yes

Do you want ribbons for this show?  
 Yes (To Competitor)

Send ribbons to:  
 2061 RS County Road 1330

Selected classes for this competitor/horse

Dressage  
 IA-A - Introductory Level, Test A REMOVE

Western Dressage  
 No classes yet selected for this division

**Class selection for show**

Search classes...

Which division?  
 Dressage Western Dressage

What type of class?  
 Class Champion Class

Which Dressage level?  
 Introductory Training TOC

**Introductory Level, Test A**  
 Division: Dressage

Number	Level	Type	Price	
IA-O	Open	Class	\$40.00	ADD

**Introductory Level, Test B**  
 Division: Dressage

Number	Level	Type	Price	
IB-A	Amateur	Class	\$40.00	ADD
IB-O	Open	Class	\$40.00	ADD

**Introductory Level, Test C**  
 Division: Dressage

Number	Level	Type	Price	
IC-A	Amateur	Class	\$40.00	ADD

- f) On the right side of the screen, you will select your classes for each division you have chosen. In this example, you will select classes for Dressage and Western Dressage. Only the classes available to you for the competitor status in your profile (Amateur, Junior, or Open) or Horse Type (Gaited) will show.

**Spotlight Horse Shows**

Home Show Calendar Change Requests Results News Gift Cards My Profile Cart Logout

Select competitor or register new competitor\*  
 Hunt, Amy +

Select horse or register new horse\*  
 Truman +

Select Division(s)  
 Dressage Western Dressage Driven Dressage

Would you like others to see your video at the end of the show?  
 Yes

Do you want ribbons for this show?  
 Yes (To Competitor)

Send ribbons to:  
 2061 RS County Road 1330

Selected classes for this competitor/horse

Dressage  
 IA-A - Introductory Level, Test A REMOVE

Western Dressage  
 No classes yet selected for this division

**Class selection for show**

Search classes...

Which division?  
 Dressage Western Dressage

What type of class?  
 Class Champion Class

Which Dressage level?  
 Introductory Training TOC

**Introductory Level, Test A**  
 Division: Dressage

Number	Level	Type	Price	
IA-O	Open	Class	\$40.00	ADD

**Introductory Level, Test B**  
 Division: Dressage

Number	Level	Type	Price	
IB-A	Amateur	Class	\$40.00	ADD
IB-O	Open	Class	\$40.00	ADD

**Introductory Level, Test C**  
 Division: Dressage

Number	Level	Type	Price	
IC-A	Amateur	Class	\$40.00	ADD

- g) Select the division to view your available classes. In this case Example: Dressage. Select the Level with which you will compete. Add each class to your shopping cart by clicking the ADD button on the right.
- h) Once done, select the next division (Western Dressage) and do the same.
- i) Once you have selected all your classes, you are ready to check out. Go to the shopping cart icon and pay for your entry. A \$30 show office fee will automatically be added.
- j) If you have another horse and rider combination to enter, Go back to Show tab, select the show, and do this process again.

# Video Signs and Video Links

**After signing in, Go to your profile and select your current show. All of your show information will be stored here.**

## **Download Your Video Signs.**

If you are using a mobile device, make sure that you have pop-up allowed in your internet browser settings.  
There is one video sign per class.

US National Dressage Classic - 2025						
Show Entry #: 5392						
Show Horse: Ima Winner						
Show Rider: Jane Smith						
Class	Video Link	Check if Scratched	Video Sign	Score	Place	Test Sheet
T1-A - Training Level, Test 1 - Amateur	<a href="#">SUBMIT LINK</a>	<input type="checkbox"/>	<a href="#">↓ DOWNLOAD</a>	0.000	N/A	N/A
T2-A - Training Level, Test 2 - Amateur	<a href="#">SUBMIT LINK</a>	<input type="checkbox"/>	<a href="#">↓ DOWNLOAD</a>	0.000	N/A	N/A



Entry #  
**100**

**Show Name: Pivo Challenge**

**Rider: Jane Smith**

**Horse: Ima Winner**

**Class Number: 33-A: Third Level, Test 3 Amateur**

**Video Date:** \_\_\_\_\_

Instructions:  
Film in landscape position only. Start with the video sign and continuously film. The horse and competitor must be in frame from the start of the test to the end of the equipment check. No editing allowed.  
IMPORTANT: Know the rules of your division, including what tack is legal. For additional information on how to video, visit [www.spotlighthorsheshows.com/video-rules](http://www.spotlighthorsheshows.com/video-rules). Or scan the QR code.

**WDA A Show Recognition #25-xxx**



## **Film and Upload Your YouTube Video Links**

- Only YouTube video links are accepted.
- Read the video rules and follow them carefully. They do vary by division and show.
- Video rules are located in the prize list. Or, you can use this webpage link [www.SpotlightHorseShows/VideoRules](http://www.SpotlightHorseShows/VideoRules). You can also access them via the QR code from your video sign.
- If you do not already have one, create your YouTube channel and upload your videos. There are plenty of tutorials on the web on how to do this. Upload your video to your channel. Be sure to review your video to make sure it is in the correction orientation. **MAKE SURE THEY ARE MARKED PUBLIC OR UNPUBLISHED.**
- Once done, copy and paste the video link to the corresponding class in your Spotlight profile.

US National Dressage Classic - 2025						
Show Entry #: 5392						
Show Horse: Ima Winner						
Show Rider: Jane Smith						
Class	Video Link	Check if Scratched	Video Sign	Score	Place	Test Sheet
T1-A - Training Level, Test 1 - Amateur	<a href="#">SUBMIT LINK</a>	<input type="checkbox"/>	<a href="#">↓ DOWNLOAD</a>	0.000	N/A	N/A
T2-A - Training Level, Test 2 - Amateur	<a href="#">SUBMIT LINK</a>	<input type="checkbox"/>	<a href="#">↓ DOWNLOAD</a>	0.000	N/A	N/A



## Video Status and Test Sheets

### Check the Status of Your Video.

- Pending means that the video has not yet been reviewed
- Accepted means your video is accepted for judging.
- Not Accepted means there is a problem with your video. If this happens, you will receive notification on steps to correct it.

US National Dressage Classic - 2025							
Show Entry #: 4937							
Show Horse: Ima Winner							
Show Rider: Jane Smith							
Class	Video Status	Video Link	Check if Scratched	Video Sign	Score	Place	Test Sheet
T1-A - Training Level, Test 1 - Amateur	Accepted	<a href="#">View Video</a>	<input type="checkbox"/>	<a href="#">DOWNLOAD</a>	64.8%	2	<a href="#">VIEW SHEET</a>
T2-A - Training Level, Test 2 - Amateur	Accepted	<a href="#">View Video</a>	<input type="checkbox"/>	<a href="#">DOWNLOAD</a>	64.8%	3	<a href="#">VIEW SHEET</a>

## Results

### View Your Individual Test Sheet and Results

- If you are using a mobile device, make sure that you have popups allowed in your internet browser settings.
- When the judge has completed your test, you will be able to see your score and download a signed copy of the test sheet. If the class has been placed, that will also show.

US National Dressage Classic - 2025							
Show Entry #: 4937							
Show Horse: Ima Winner							
Show Rider: Jane Smith							
Class	Video Status	Video Link	Check if Scratched	Video Sign	Score	Place	Test Sheet
T1-A - Training Level, Test 1 - Amateur	Accepted	<a href="#">View Video</a>	<input type="checkbox"/>	<a href="#">DOWNLOAD</a>	64.8%	2	<a href="#">VIEW SHEET</a>
T2-A - Training Level, Test 2 - Amateur	Accepted	<a href="#">View Video</a>	<input type="checkbox"/>	<a href="#">DOWNLOAD</a>	64.8%	3	<a href="#">VIEW SHEET</a>

### View the Show Results

- Once all classes have been judged, the full show results will be on the "Results" tab of the main menu. Use the filters to find your show.

## Entry Changes

**Any changes must be made via the change form.** See the drop down menu of the home page. Changes will be reviewed by management before acceptance. A change fee applies.

## NOTE

- Management reserves the right to change officials, combine or cancel classes, and modify the schedule to make whatever changes are required by circumstances to the competition specifications.
- Management reserves the right to refuse or require withdrawal of an entry for cause deemed sufficient by Show Management.



# 2026

# US NATIONAL DRESSAGE CLASSIC

## ROAD TO THE NATIONAL FINALS

### 2 Championship Levels

Qualifying Period: August 23, 2025 – August 21, 2026

Semi Finals: Opens 7/24 Closes 8/23. Videos through 9/13

National Finals: Opens 9/25 – 10/18. Videos through 11/8

#### Qualifying

- Enter any Spotlight Dressage show designated as a qualifier
- Riders who score a minimum of 60% at the highest test of the level are automatically qualified for the **Level Championship** at the on-line Semi-Finals.
- Enter all classes of the level in the same show to be eligible for the **All-Around Championship** for that level. Average score must be a minimum of 60% to advance.
- See list of available classes in prize list.

#### SEMI-FINALS

- There are 7 regions.
- Riders with the minimum scores of 60% advance to the National Finals for both the Level and All-Around Championships.

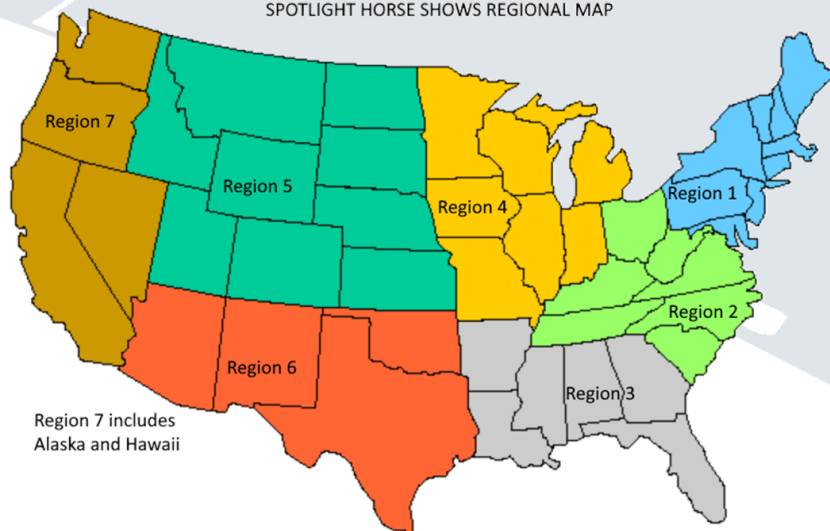
**Riders can participate in any show qualifier nationwide but will represent their home state in the Semi-Finals**

#### NATIONAL FINALS

- Two Champions per Western Dressage & Dressage Level
  - All-Around Champion
  - Level Champion

**QUALIFIED DRIVEN DRESSAGE DRIVERS GO STRAIGHT TO THE NATIONALS!**

SPOTLIGHT HORSE SHOWS REGIONAL MAP



# HOW TO ADVANCE TO THE NATIONAL FINALS

## Level Championship



1. Ride in the highest test of the level. Get 60% or better (Eventing 40% or lower) and advance to the Semi-Finals

2. Ride the highest test of the level Get 60% or better (Eventing 40% or lower) and advance to the National Finals

3. Ride in the highest test of the level

## All-Around Championship



1. Ride all the tests of the level in one show. Get an Average Score of 60% or better (Eventing 40% or lower) and advance to the Semi-Finals

2. Ride all the tests of the level. Get an Average Score of 60% or better (Eventing 40% or lower) and advance to the National Finals

3. Ride all the tests of the level

## Awards: Buckles, Plaques, Medallions, Ribbons & More!



*\* Photos are representative. Actual prizes may vary*

## Fees and Refunds

<b>DRESSAGE DIVISION FEES</b>	
Introductory – Fourth Level	\$40
Prix St. Georges – Grand Prix	\$40
Musical Freestyle	\$40

<b>EVENTING DIVISION FEES</b>	
All Classes	\$40

<b>WESTERN DRESSAGE DIVISION FEES</b>	
Introductory - Level 5	\$40
Musical Freestyle	\$40

<b>ADMINISTRATIVE FEES</b>	
Show Office Fee	\$30
Horse/Rider/Class Change Fee	\$25
Late Entry Fee	\$25
Insufficient Funds	\$25

- Payment: Entries must be completed online at [SpotlightHorseShows.com](http://SpotlightHorseShows.com) with online entry form by the closing date.
- Payment is accepted through PayPal or credit card. All fees are in US dollars.
- One show office entry fees allows the same horse and rider team to cross-enter divisions.
- Horse, rider, or class changes are subject to a \$25 change fee.
- Late entries are subject to a \$25 late fee.
- Refunds: Entries canceled for any reason prior to the closing date will be refunded, minus the show office fee. There are no refunds after the closing date. In the event the competition is canceled, Total Entry Fees minus the office fee will be refunded. Thank you for understanding.

## Tips on Filming with your Pivo.

Here are some guidelines and links for assistance when using your Pivo.

- Practice with your unit prior to scheduling your film date to determine the best settings and placement for your arena surroundings. Keep note of your preferred settings and camera placement and use them each time you record.
- Check your camera settings.
  - Resolution: 1080p HD settings provide excellent detail for the judges.
  - You can also change the feet per second (fps) recording speed for your recording.
  - Make sure your lens is clean.
- Make sure your camera is level and is vertically plumb in the Pivo unit.
- Make sure the camera is connected to the Pivo unit.
- Refer to the [Pivo Setup Guide for Equestrians](#) for excellent reference materials.
- There are multiple modes for filming, but first try the one Pivo specifically developed for filming online shows.
- Pivo Horse Tracking Tips and Tricks are provided [here](#).
- Riders report good contrasting colors help with tracking
- If you have mirrors in your arena, have the mirrors behind the camera. Or, place the camera at standing eye height to help with tracking.
- You must start your camera when you show the video sign. The video sign may be a sheet of paper that you fold up and put in your pocket or placed on something more firm like a clipboard or transparent folder.
- You should plan on 45 second from the start of your film to when you comes down centerline

**If you need further assistance using your Pivo, see the [Pivo Support Page](#) or contact them via their website.**



# Dressage & Eventing Apparel, Equipment, and Video Rules

## Equipment Guidelines

You are responsible for knowing the correct rules for tack and equipment.

If you are familiar with (and follow) USDF tack rules, you will be legal for this show. Here are some important guidelines to follow.

- An English saddle with stirrups is required
- Saddle pads are optional and should be of one conservative color. Accents are allowed.
- Seat covers are not allowed
- No wraps or boots of any kind are allowed above the coronet band
- Bridles with bits are required
- Reins must be used and constructed of leather, leather-like, or webbing. Rubber coated reins and rein steps are allowed.
- One whip of 120 cm (47.2 inches) or shorter is allowed.
- No double bridles at Second Level or below
- Breastplates and cruppers are allowed
- Side reins or other gadgets are not allowed.
- Fly hoods without ear plugs are allowed
- Braiding is not required.

## Apparel Guidelines

- Clean, neat, and tidy schooling show dress for qualifier shows is allowed, but full competition dress is required in some shows such as the US National Dressage Classic championship classes. See the prize list for details.
- Jackets are not required. If worn, a short jacket must be used for Fourth Level and below. For FEI classes, a coat with tails is allowed.
- All shirts must have sleeves and some form of collar. T-shirts are not allowed.
- A properly fastened safety helmet is required.
- Vests, rain jackets, or cold weather parkas are allowed.

## Video Rules

You may film your ride as soon as you have your sign. Videos must be in focus. Remember, the judge can only score what they can see, so follow these guidelines carefully!

**IMPORTANT!** Show Management will review all submissions to ensure adherence to the rules as stated below. If a test does not comply with the rules, Show Management will contact the exhibitor immediately via email, text, or phone. The exhibitor will have 48 hours to resubmit their test from the time of the notification. Please take all guidelines into consideration when preparing your test submissions.

- Use arenas that are as close to regulation size as possible and be sure letters are set appropriately to be viewed by the judge. Cones with large letters on them and poles on the ground to delineate the corners are acceptable. Large letters taped on walls work as well. If a test allows for the use of either the large or small arena, you may show in either size.
- To ensure that only videos taped for this competition are used, videos of tests must be unedited from start to finish, starting at the video sign and ending with the equipment check. It must be one continuous recording with the horse and rider visible from the moment they come down centerline. Tests with edits will not be accepted.
- Bridle and saddle pad numbers are not allowed.
- Videos must be filmed in LANDSCAPE orientation.
- The natural background sound for the test must be audible. Tests with no sound will not be accepted.
- Only video links from YouTube will be accepted. Mark the links as either public or unlisted in YouTube.
- The test must be videoed from behind C, where the judge would normally be seated. Try and set the camera 4-5' off the ground. It makes the geometry easier for the judge to see.
- Prior to beginning the ride, a sign must be held up showing the show name, video date (optional), horse & rider names, class # and test description. Remove the sign just before the ride begins.
- Keep the horse in frame, paying close attention to the near corners. On the far side, you will need to zoom in for clearer judging visibility.
- Make sure to keep the letters in the frame that are elements of the test being performed.
- Calling of Tests: The test pattern may be called except for FEI and freestyles rides.
- Coaching during the test is not allowed.
- Equipment Check:
  - As soon as the test is finished, the camera must slowly circle the horse showing the entire side of the horse (including the feet.) Zoom in show details of the spurs and bit/bridle.
  - Show the entire horse, including the legs and feet.
  - Zoom in for 3 seconds so the details of the spurs, bridle and bit are visible.
  - If the videographer is unable to enter the arena, at G the rider may turn the horse slowly, wait five seconds, then turn slowly to show the second side, and wait an additional 5 seconds to complete filming of the equipment.
  - It is permissible to exit the arena for the tack check, as long as the camera stays on the horse the entire time.
  - The rider then dismounts and shows that 2 fingers will fit under the cavesson (noseband) or bosal by the side of the horse's check.

# Western Dressage Apparel, Equipment, and Video Rules

## Apparel and Equipment

You are responsible for knowing the correct rules for tack and equipment. USEF equipment and apparel rules apply to the Western Dressage division. For a full list of rules, refer to the USEF Rule Book. [CLICK HERE](#) to see the rules.

---

## Video Rules

You may film your ride as soon as you have your sign. Videos must be in focus. Remember, the judge can only score what they can see, so follow these guidelines carefully!

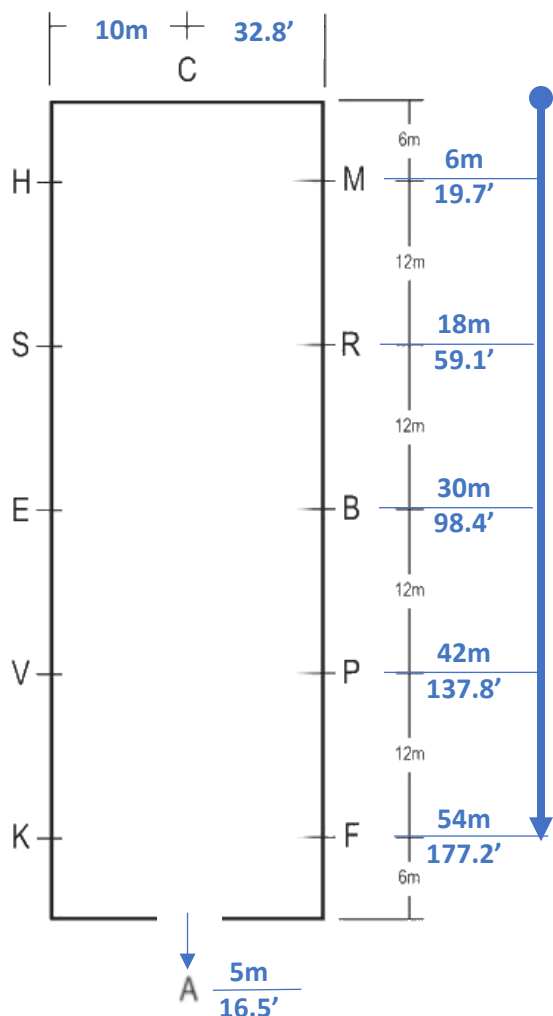
**IMPORTANT!** Show Management will review all submissions to ensure adherence to the rules as stated below. If a test does not comply with the rules, Show Management will contact the exhibitor immediately via email, text, or phone. The exhibitor will have 48 hours to resubmit their test from the time of the notification. Please take all guidelines into consideration when preparing your test submissions.

- Use arenas that are as close to regulation size as possible and be sure letters are set appropriately to be viewed by the judge. Cones with large letters on them and poles on the ground to delineate the corners are acceptable. Large letters taped on walls work as well. If a test allows for the use of either the large or small arena, you may show in either size.
- To ensure that only videos taped for this competition are used, videos of tests must be unedited from start to finish, including the sign and equipment check and bosal/bridle/bit drop. It must be one continuous recording with the horse and rider visible from the moment they come down centerline. Any video with edits will not be accepted.
- Bridle and saddle pad numbers are not allowed.
- Videos must be filmed in LANDSCAPE orientation.
- The natural background sound for the test must be audible. Tests with no sound will not be accepted.
- Tests with edits will not be accepted.
- Only video links from YouTube will be accepted. Mark the links as either public or unlisted in YouTube.
- The test must be videoed from behind C, where the judge would normally be seated. Try and set the camera 4-5' off the ground. It makes the geometry easier for the judge to see.
- Prior to beginning the ride, a sign must be held up showing the show name, WDAA show recognition number, video date (optional), horse & rider names, class # and test description. Remove the sign just before the ride begins. The videographer can hold the sign then move back to behind the camera or hold the sign in front of the camera at arm's length while also holding the camera.
- Keep the horse in frame, paying close attention to the near corners. On the far side, you will need to zoom in for clearer judging visibility.
- Make sure to keep the letters in the frame that are elements of the test being performed.
- Calling of Tests: The test pattern may be called freestyles rides.
- Coaching during the test is not allowed EXCEPT for WDAA Exceptional Rider tests.
- Equipment Check:
  - As soon as the test is finished, the camera must slowly circle the horse showing the entire side of the horse (including the feet.) Zoom in show details of the spurs and bit/bridle/bosal.
  - Show the entire horse, including the legs and feet.
  - Zoom in for 3 seconds so the details of the spurs, bosal/bridle, and "bit" are visible.
  - If the videographer is unable to enter the arena, at G the rider may turn the horse slowly, wait five seconds, then turn slowly to show the second side, and wait an additional 5 seconds to complete filming of the equipment.
  - It is permissible to exit the arena for the tack check, as long as the camera stays on the horse the entire time.
  - The rider then dismounts and shows that 2 fingers will fit under the cavesson (noseband) or bosal by the side of the horse's check.
  - After putting 2 fingers under the cavesson or bosal the bridle and bit or bosal must be dropped so it can be evaluated. **Exceptional riders** are exempt from the bridle and bit/bosal dropping requirement and are not required to dismount.
  - Hold the bridle still so the bit can clearly be seen (in focus and in frame) for a minimum count of five seconds. Zoom in so details can easily be seen. Make sure the judge can see all parts of the bridle, including bit and reins clearly.
  - Do not to obscure the bit, curb strap, curb chain with your hands. Hold the equipment still for inspection.
  - A cavesson (noseband) must be shown to the camera, both inside and out. Demonstrate flexibility of the cavesson.
  - Demonstrate that the curb strap or chain is flexible and is at least ½ inch wide.
  - Bosal: After you remove the bosal, show both sides of your horse's face, unobstructed, as well as the inside of the bosal. Demonstrate flexibility its flexibility.

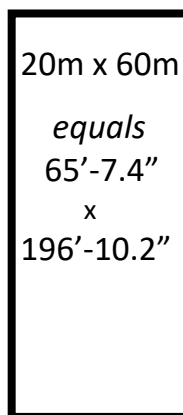
# Arena Sizes for Ridden Dressage

For tests allowing for either size arena, you may use either one.

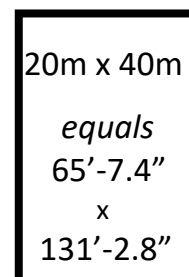
Be aware that some test call for only 1 size arena. In those cases, you must use that. Below are the dimensions needed for you to set up your arena at home.



Large



Small

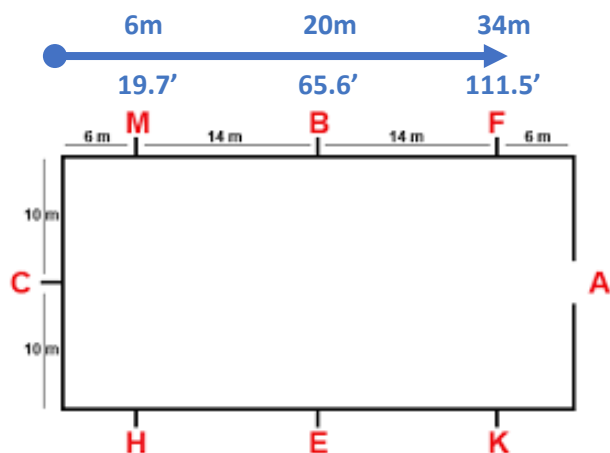


In the LARGE arena:

- Place a mark on the long rail at the following distances from the corner:
  - M: 6m = 19.7'
  - R: 18m = 59.1'
  - B: 30m = 98.4'
  - P: 42m = 137.8'
  - F: 54m = 177.2'
- Place your letters 2 feet from the rail as these marks
- Repeat on the other long side

In the SMALL arena:

- Place a mark on the long rail at the following distances from the corner:
  - M: 6m = 19.7'
  - B: 20m = 65.6'
  - F: 34m = 111.5'
- Place your letters 2 feet from the rail as these marks
- Repeat on the other long side
- C is 10m (or 32.8') in on the short side. Place that letter 2' from the rail as well.



# Sport Horse In-Hand Triangle Set-up & Video Rules

Horses will stand in the "open position" for conformation judge both BEFORE and AFTER the walk and trot around the triangle. The entire horse must be in-frame at all times.

## Conformation View #1

Before the walk, show the left side of the horse for at least 10 seconds.

## Movement Evaluation

Horses will travel to the right (clockwise) around the triangle two (2) times. Be sure to travel on the outside of the cones.

The first circuit will be at the walk and the second time at the trot.

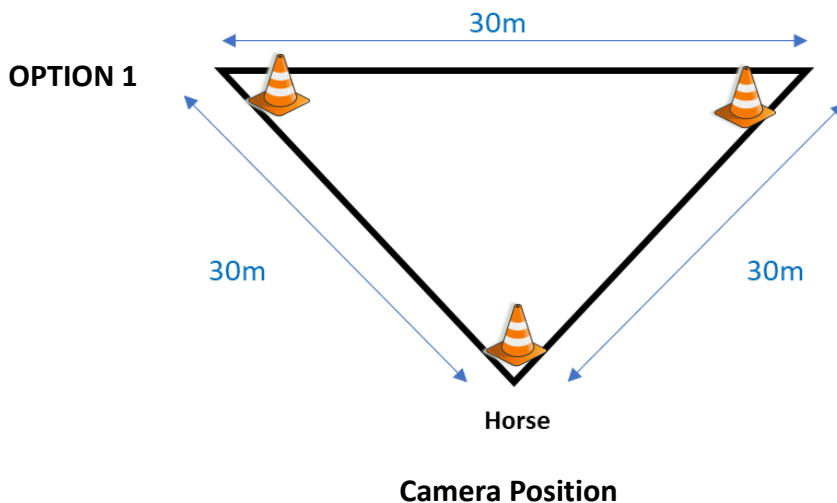
Dependent upon the space available, you have 2 options in which to set up the triangle.

Diagrams and dimensions are picture below.

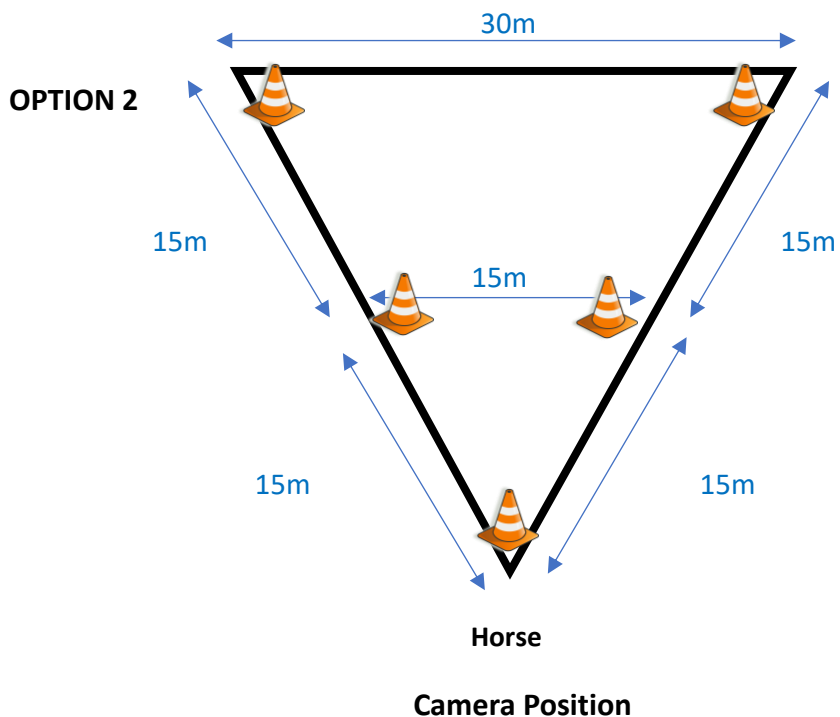
## Conformation View #2

After the trot, show the right side of the horse, plus a view from the back and the front.

The camera can be moved to get the front and back views OR you can reposition the horse.



- Place a cone in each corner
- Horse travels clockwise around the outside of the cones.



- Place a cone in each corner and midway along each of the left and right sides.
- Horse travels at a walk clockwise around the outside of the cones marking the small 15m triangle.
- Horse then travels at a trot (clockwise) around the outside of the larger triangle.



# DRESSAGE DIVISION CLASS LIST

Qualifier for the US National Dressage Classic Semi-Finals

To compete for a spot in the Semi-Finals

- Enter all tests of the level to be eligible for the All-Around
- Enter the highest test of the level try for a spot in the Level Championship

Description	Open	Amateur	Junior
Introductory Level, Test A	IA-O	IA-A	IA-J
Introductory Level, Test B	IB-O	IB-A	IB-J
Introductory Level, Test C	IC-O	IC-A	IC-J
Training Level, Test 1	T1-O	T1-A	T1-J
Training Level, Test 2	T2-O	T2-A	T2-J
Training Level, Test 3	T3-O	T3-A	T3-J
1st Level, Test 1	11-O	11-A	11-J
1st Level, Test 2	12-O	12-A	12-J
1st Level, Test 3	13-O	13-A	13-J
2nd Level, Test 1	21-O	21-A	21-J
2nd Level, Test 2	22-O	22-A	22-J
2nd Level, Test 3	23-O	23-A	23-J
3rd Level, Test 1	31-O	31-A	31-J
3rd Level, Test 2	32-O	32-A	32-J
3rd Level, Test 3	33-O	33-A	33-J
4th Level, Test 1	41-O	41-A	41-J
4th Level, Test 2	42-O	42-A	42-J
4th Level, Test 3	43-O	43-A	43-J
Freestyle, Training Level	FS-T	Enter as Open	Enter as Open
Freestyle, First Level	FS-1	Enter as Open	Enter as Open
Freestyle, Second Level	FS-2	Enter as Open	Enter as Open
Freestyle, Third Level	FS-3	Enter as Open	Enter as Open
Freestyle, Fourth Level	FS-4	Enter as Open	Enter as Open
Freestyle, FEI (TOC)	FS-FEI	Enter as Open	Enter as Open
Prix St. Georges	PSG	Enter as Open	Enter as Open
Intermediare (TOC)	INTER	Enter as Open	Enter as Open
Grand Prix (TOC)	GP	Enter as Open	Enter as Open
FEI (TOC)	FEI-TOC	Enter as Open	Enter as Open
Dressage (TOC)	DSG-TOC	Enter as Open	Enter as Open
PARA (TOC)	PARA	Enter as Open	Enter as Open
PARA Freestyle	PARA-FS	Enter as Open	Enter as Open
Sport Horse In-Hand (TOC)	SHP	Enter as Open	Enter as Open
Developing Horse (TOC)	DH	Enter as Open	Enter as Open
Young Horse (TOC)	YH	Enter as Open	Enter as Open
Dutch Z1 Test 38	Z1-38	Enter as Open	Enter as Open
Dutch Z1 Test 39	Z1-39	Enter as Open	Enter as Open
Dutch Z1 Test 40	Z1-40	Enter as Open	Enter as Open
Dutch Z1 Test 41	Z1-41	Enter as Open	Enter as Open



# EVENTING DRESSAGE DIVISION CLASS LIST – USING THE NEW 2026 TESTS

Qualifier for the  
US National Dressage Classic Semi-Finals



Description	Open	Amateur	Junior
Starter A	STA-O	STA-A	STA-J
Starter B	STB-O	STB-A	STB-J
Beginner Novice, Test A	BNA-O	BNA-A	BNA-J
Beginner Novice, Test B	BNB-O	BNB-A	BNB-J
Novice, Test A	NA-O	NA-A	NA-J
Novice, Test B	NB-O	NB-A	NB-J
Novice Three-Day	N3-O	N3-A	N3-J
Training, Test A	TA-O	TA-A	TA-J
Training, Test B	TB-O	TB-A	TB-J
Training Three-Day	T3D-O	T3D-A	T3D-J
Preliminary, Test A	PA-O	PA-A	PA-J
Preliminary, Test B	PB-O	PB-A	PB-J
Preliminary, Test C	PC-O	PC-A	PC-J
Preliminary Three-Day	P3-O	P3-A	P3-J
Intermediate, Test A	IntA-O	IntA-A	IntA-J
Intermediate, Test B	IntB-O	IntB-A	IntB-J
Intermediate, Test C	IntC-O	IntC-A	IntC-J
Advanced, Test A	AA-O	AA-A	AA-J
Advanced, Test B	AB-O	AB-A	AB-J
Modified, Test A	MA-O	MA-A	MA-J
Modified, Test B	MB-O	MB-A	MB-J
Modified, Test C	MC-O	MC-A	MC-J
Modified Three Day	M3-O	M3-A	M3-J
ED-TOC	ED-TOC	Enter as Open	Enter as Open

# WESTERN DRESSAGE DIVISION CLASS LIST

Qualifier for the US National Dressage Classic Semi-Finals

To compete for a spot in the Semi-Finals:

- Enter all tests of the level to be eligible for the All-Around
- Enter the highest test of the level try for a spot in the Level Championship



Description	Exceptional	Open	Amateur	Junior	Gaited
Horsemanship, Walk-Jog - Pattern B		HWJ	Enter as Open	Enter as Open	Enter as Open
Horsemanship, Intermediate - Pattern B		HI	Enter as Open	Enter as Open	Enter as Open
Horsemanship, Advanced - Pattern B		HA	Enter as Open	Enter as Open	Enter as Open
Introductory Level, Test 1		INT1-O	INT1-A	INT1-J	INT1-G
Introductory Level, Test 2		INT2-O	INT2-A	INT2-J	INT2-G
Introductory Level, Test 3		INT3-O	INT3-A	INT3-J	INT3-G
Introductory Level, Test 4		INT4-O	INT4-A	INT4-J	INT4-G
Basic Level, Test 1		BT1-O	BT1-A	BT1-J	BT1-G
Basic Level, Test 2		BT2-O	BT2-A	BT2-J	BT2-G
Basic Level, Test 3		BT3-O	BT3-A	BT3-J	BT3-G
Basic Level, Test 4		BT4-O	BT4-A	BT4-J	BT4-G
Level 1, Test 1		L1T1-O	L1T1-A	L1T1-J	L1T1-G
Level 1, Test 2		L1T2-O	L1T2-A	L1T2-J	L1T2-G
Level 1, Test 3		L1T3-O	L1T3-A	L1T3-J	L1T3-G
Level 1, Test 4		L1T4-O	L1T4-A	L1T4-J	L1T4-G
Level 2, Test 1		L2T1-O	L2T1-A	L2T1-J	L2T1-G
Level 2, Test 2		L2T2-O	L2T2-A	L2T2-J	L2T2-G
Level 2, Test 3		L2T3-O	L2T3-A	L2T3-J	L2T3-G
Level 2, Test 4		L2T4-O	L2T4-A	L2T4-J	L2T4-G
Level 3, Test 1		L3T1-O	L3T1-A	L3T1-J	L3T1-G
Level 3, Test 2		L3T2-O	L3T2-A	L3T2-J	L3T2-G
Level 3, Test 3		L3T3-O	L3T3-A	L3T3-J	L3T3-G
Level 3, Test 4		L3T4-O	L3T4-A	L3T4-J	L3T4-G
Level 4, Test 1		L4T1-O	L4T1-A	L4T1-J	L4T1-G
Level 4, Test 2		L4T2-O	L4T2-A	L4T2-J	L4T2-G
Level 4, Test 3		L4T3-O	L4T3-A	L4T3-J	L4T3-G
Level 4, Test 4		L4T4-O	L4T4-A	L4T4-J	L4T4-G
Level 5, Test 1		L5T1-O	L5T1-A	L5T1-J	L5T1-G
Level 5, Test 2		L5T2-O	L5T2-A	L5T2-J	L5T2-G
Level 5, Test 3		L5T3-O	L5T3-A	L5T3-J	L5T3-G
Level 5, Test 4		L5T4-O	L5T4-A	L5T4-J	L5T4-G
Freestyle, Intro Level		WDFS-IN	Enter as Open	Enter as Open	Enter as Open
Freestyle, Advanced Walk/Jog		WDFS-AWJ	Enter as Open	Enter as Open	Enter as Open
Freestyle, Basic Level		WDFS-B	Enter as Open	Enter as Open	Enter as Open
Freestyle, Level 1		WDFS-1	Enter as Open	Enter as Open	Enter as Open
Freestyle, Level 2		WDFS-2	Enter as Open	Enter as Open	Enter as Open
Freestyle, Level 3		WDFS-3	Enter as Open	Enter as Open	Enter as Open
Freestyle, Level 4		WDFS-4	Enter as Open	Enter as Open	Enter as Open
Freestyle, Level 5		WDFS-5	Enter as Open	Enter as Open	Enter as Open
CFS-IS: Costume Freestyle Level of Choice		CFS-IS	Enter as Open	Enter as Open	Enter as Open
Western Dressage Test of Choice		WD-TOC	Enter as Open	Enter as Open	Enter as Open
Leadline A Walk Only	ER-LAW	n/a	n/a	n/a	n/a
Leadline A	ER-LA	n/a	n/a	n/a	n/a
Leadline B	ER-LB	n/a	n/a	n/a	n/a
Coached Test, Test 1 Walk Only	C-1WO	n/a	n/a	n/a	n/a
Coached Test, Test 1	C1	n/a	n/a	n/a	n/a
Coached Test, Test 2	C2	n/a	n/a	n/a	n/a
Coached Test, Test 3	C3	n/a	n/a	n/a	n/a
Physically Challenged (Test of Choice #1)	PC-TOC1	n/a	n/a	n/a	n/a
Physically Challenged (Test of Choice #2)	PC-TOC2	n/a	n/a	n/a	n/a
Physically Challenged (Test of Choice #3)	PC-TOC3	n/a	n/a	n/a	n/a
Physically Challenged (Test of Choice #4)	PC-TOC4	n/a	n/a	n/a	n/a

# FREISIAN HORSE ASSOCIATION OF NORTH AMERICA



## ONLINE SHOW SUBMISSIONS

Up to two 2 Spotlight Horse Show tests may be submitted. Only Spotlight Horse Show results may be submitted.

## PERFORMANCE AWARDS [Click this link for more information and forms](#)

Divisions included in this show are: Dressage, Western Dressage, and Driven Dressage

Dressage: All tests Introductory through FEI levels approved. Musical Freestyle approved

Western Dressage: All tests Introductory through Level 5 approved. Musical Freestyle approved

Driven Dressage: All tests

FHANA's Performance Awards are designed to reward FHANA members who are excelling in their equestrian discipline. There are nine (9) FHANA Performance Awards: Ridden Dressage, Riding, Driving, Driven Dressage, Western Dressage, In-Hand, Youth Dressage, Youth Driving, and Youth Riding. In 2019 FHANA implemented performance awards at the regional level, which allows for 7 different winners in those 9 different disciplines. Each regional winner is recognized with an award during the FHANA Annual General Meeting, and the overall winner for each discipline will be the highest scoring regional winner and become a FHANA Champion for the year. The 9 Champions will have their names placed on their discipline's perpetual trophy that is currently displayed in the FHANA office.

Please refer to the map to the [map](#) on the FHANA website to determine your FHANA region.

## SPORT PREDICATE TITLES [Click this link for more information and forms](#)

The Sport predicate can be awarded to mares, gelding, and stallions that achieve good results in competitive sport. Sport can only be earned based on results achieved at shows registered with the "United States Equestrian Federation [USEF], United States Dressage Federation [USDF], Equestrian Canada, American Driving Society [ADS], Koninklijke Nederlands Hippische Sportfederatie/Royal Dutch Equestrian Federation (KNHS), and Spotlight Horse Shows [SHS]. The scores registered with USEF, USDF, ADS, Equestrian Canada, KNHS, and SHS determine qualification for the Sport predicate.

Divisions included in this show are Dressage and Driven Dressage.

Dressage: Scores must be from a test Third Level or higher

Driven Dressage: Scores must be from a single horse FEI test or any single horse Advanced ADS test with a canter movement

**SPOTLIGHT HORSE SHOWS WILL PROVIDE A COPY OF YOUR VIDEO LINK TO FHANA AT THE COMPLETION OF THE SHOW. VIDEOS MAY BE UTILIZED FOR EDUCATIONAL AND PROMOTIONAL PURPOSES.**





# Paint Alternative Competition Program (PAC)

---

## Description

Through the Paint Alternative Competition Program (PAC), you can get recognition for accomplishments in competitive events. PAC rewards your Paint's accomplishments in events outside of traditional breed shows. Results from events like open and 4-H shows, barrel races, team pennings, ropings, horse trials, dressage shows and more become PAC credits that help your Paint earn an official APHA performance record along with year-end and perpetual awards.

See the full program at [APHA.com](http://APHA.com).

## Easy to Enroll

- Owner & exhibitor/rider must be a current APHA or AjPHA member
- Individual memberships must be used for the exhibitor/rider, joint or ranch memberships cannot.
- Participants do not have to own the horse
- Ride or drive an APHA horse—Regular or Solid Paint-Bred Registry
- Horse must be enrolled online. Enrollments will not be accepted through any other channel.
- All enrollments expire on December 31 of the enrollment year.
- Horse must be enrolled in PAC before Exhibitor Reports or Riding Logs can be submitted.

## Awards

- Certificate of Recognition: A minimum of 20 PAC credits in any one approved category
- Certificate of Achievement: 60 or more PAC credits in any one approved category
- PAC Year-End awards are presented to the top 5 horses who earn the most credits in one category along with recognition in the Paint Horse Journal.
- Six PAC Top Five awards go to the top five horses earning credits in at least six different categories in both Open and Youth categories.
- Additional awards categories are on the APHA website.

## PAC Categories in this Show

Dressage – Includes Dressage, Western Dressage, and Eventing Dressage

**For more information on joining PAC, call (817) 834-2742  
or e-mail [pac@apha.com](mailto:pac@apha.com).**



## Thoroughbred Incentive Program

# Online Horse Show Program

Please refer to tab 4 of the [Jockey Club TIP Program](#) for full details.

- Awards are calculated separately from the live horse show Performance Awards.
- Online Horse Show Performance Award Year – December 1 through November 30.
- Thoroughbred Eligibility – For purposes of eligibility for all T.I.P. classes and awards, a "Thoroughbred" is defined as any horse that has been registered with The Jockey Club or a foreign Thoroughbred stud book approved by The Jockey Club and the International Stud Book Committee. In order to participate in the Online Horse Show Performance Awards, owners and riders must obtain a T.I.P. Number for the Thoroughbred. For horses with multiple riders, make sure all riders have been added to the T.I.P. Number.
- Online Horse Shows Included in the Online Horse Show Performance Awards – Thoroughbreds accumulate points in categories and divisions at online dressage or other horse shows where the rider or owner registers for the show, submits a video and is judged pursuant to the rules of a national or international governing body or a state or local show organization. Shows must be organized by an online dressage show organization or by a brick and mortar horse show recognized by an international, national, state or local organization and must be open to all participants.
- Riders or owners must be able to provide the organizer, class list, rules and results for the online horse show; if that information is not available online, it should be mailed in with the score verification.
- Divisions - there are two Online Horse Show Performance Award Divisions:
- Dressage - include results for online horse shows in Dressage or Western Dressage (includes USDF, USEF, FEI, WDAA, USEA, Cadora, Canadian Eventing, British Dressage tests)

# Spotlight Horse Shows Gives Back to the Community

## The Dressage Foundation

As a corporate sustaining partner for The Dressage Foundation, our monthly donations help fund this non-profit organization. Excellent grant opportunities and funding for local clinics. Full grant and clinic opportunity information are available at [dressagefoundation.org](http://dressagefoundation.org).

## Western Dressage Affiliates

Western Dressage affiliates who host a show receive a portion of the proceeds. They utilize these funds to support their club awards, purchase equipment, and expand on local learning opportunities.

## Dressage Group Member Organizations (GMOs)

Dressage GMO's who host a show receive a portion of the proceeds. They utilize these funds to enhance the club's myriad of efforts to bring dressage to their members.

**Breed Awards** Spotlight Horse Shows works with breed organizations to help make breed awards available to those who show online. If you are a member of a breed organization and would like information on how online shows could work for you, please contact Gail Matheus at [Gail@SpotlightHorseShows.com](mailto:Gail@SpotlightHorseShows.com).

## Sponsorships

If you would like to market your equestrian related company, please contact Gail Matheus at [Gail@SpotlightHorseShows.com](mailto:Gail@SpotlightHorseShows.com)



*"I have always been so very impressed with the work that The Dressage Foundation does. They make a tangible difference in the lives of their grant and scholarship recipients. It is a top-notch organization and one that we want to support."*

*Gail Matheus, Spotlight Horse Shows*  
Spotlight Horse Shows, a division of Stonegate, LLC, is a  
Corporate Sustaining Partner of The Dressage Foundation.